

DESIGN FIRST.

Co

rn

er

—

fit interiors

fit interiors — designed and produced in italy

Corner

Italiano	3
English	8
Deutsch	13
Français	18
Español	23

Corner

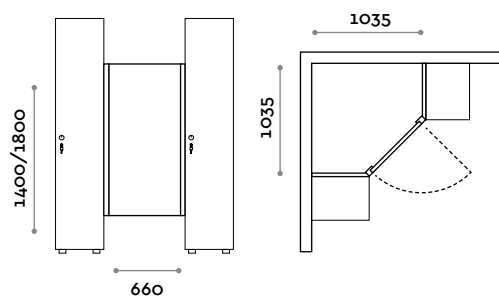
Angolo spogliatoio con serratura libero/occupato in inox. Cerniere ammortizzate ad angolo positivo con apertura a 110°.

Anta e struttura

Finiture



THE SWATCH BOOK



ACCSP0

Anta bassa, predisposto con fianco armadio prof. 550 mm
L 660 mm / P 18 mm / H 1400 mm

ACCSP0ME

Anta alta, predisposto con fianco armadio prof. 550 mm
L 660 mm / P 18 mm / H 1800 mm

ACCSP0 XL

Anta bassa, predisposto con fianco armadio prof. 610 mm
(per armadi con top)
L 660 mm / P 18 mm / H 1400 mm

ACCSP0ME XL

Anta alta, predisposto con fianco armadio prof. 610 mm
(per armadi con top)
L 660 mm / P 18 mm / H 1800 mm

Corner

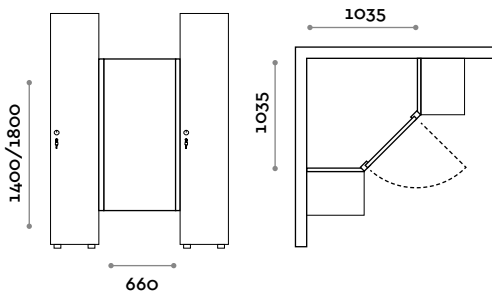
Changing corner for cabinet side, with free/occupied stainless steel lock.
Positive angle amortized hinges with 110° opening.

Door and Structure

Finishes



THE SWATCH BOOK



ACCSP0

Changing corner with low door, 550 mm deep
W 660 mm / D 18 mm / H 1400 mm

ACCSP0ME

Changing corner with high door, 550 mm deep
W 660 mm / D 18 mm / H 1800 mm

ACCSP0 XL

Changing corner with low door, 610 mm deep
(for lockers with top)
W 660 mm / D 18 mm / H 1400 mm

ACCSP0ME XL

Changing corner with high door, 610 mm deep
(for lockers with top)
W 660 mm / D 18 mm / H 1800 mm

Corner

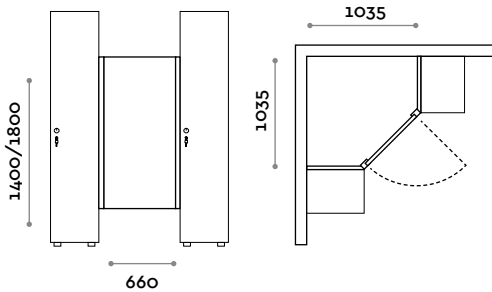
Abschließbare Umkleide-Ecke mit Schliesssystem aus Edelstahl.
Gedämpfte Scharniere mit 110° Öffnung.

Tür und Gehäuse

Ausführungen



THE SWATCH BOOK



ACCSP0

Umkleideecke mit niedriger Tür, 550 mm tief
B 660 mm / T 18 mm / H 1400 mm

ACCSP0ME

Umkleideecke mit hoher Tür, 550 mm tief
B 660 mm / T 18 mm / H 1800 mm

ACCSP0 XL

Umkleideecke mit niedriger Tür, 610 mm tief
(für Schränke mit Top)
B 660 mm / T 18 mm / H 1400 mm

ACCSP0ME XL

Umkleideecke mit hoher Tür, 610 mm tief
(für Schränke mit Top)
B 660 mm / T 18 mm / H 1800 mm

Corner

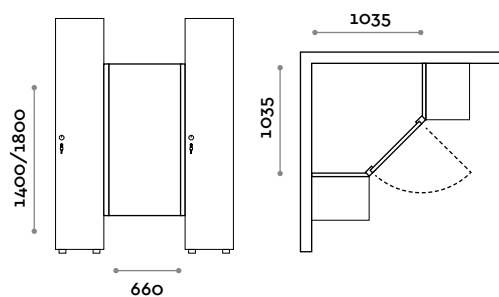
Coin vestiaire avec serrure en acier inoxydable.
Charnières amorties à angle positif avec ouverture à 110°.

Porte et structure

Finitions



THE SWATCH BOOK



ACCSP0

Coin vestiaire à langer avec porte basse, profondeur 550 mm
L 660 mm / P 18 mm / H 1400 mm

ACCSP0ME

Coin vestiaire à langer avec porte haute, profondeur 550 mm
L 660 mm / P 18 mm / H 1800 mm

ACCSP0 XL

Coin vestiaire à langer avec porte basse, profondeur 610 mm
(pour casiers avec dessus)
L 660 mm / P 18 mm / H 1400 mm

ACCSP0ME XL

Coin vestiaire à langer avec porte haute, profondeur 610 mm
(pour casiers avec dessus)
L 660 mm / P 18 mm / H 1800 mm

Corner

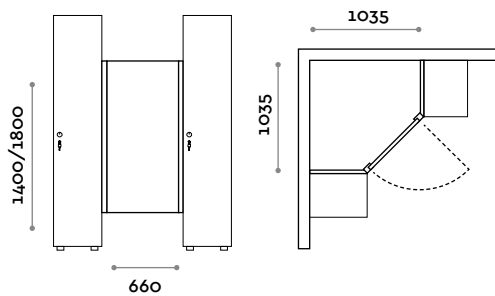
Ángulo vestuario con cerradura en acero inoxidable. Bisagras acolchadas de ángulo positivo con apertura de 110°.

Anta y estructura

Acabados



THE SWATCH BOOK



ACCSP0

Ángulo vestuario con puerta baja, 550 mm de profundidad
L 660 mm / P 18 mm / H 1400 mm

ACCSP0ME

Ángulo vestuario con puerta alta, 550 mm de profundidad
L 660 mm / P 18 mm / H 1800 mm

ACCSP0 XL

Ángulo vestuario con puerta baja, 610 mm de profundidad
(para taquillas con tapa)
L 660 mm / P 18 mm / H 1400 mm

ACCSP0ME XL

Ángulo vestuario con puerta alta, 610 mm de profundidad
(para taquillas con tapa)
L 660 mm / P 18 mm / H 1800 mm

follow us



Fit Interiors

Gruppo P&G srl
Via Emilia, n.3916
47020 Longiano (FC), Italy
tel. (+39) 0547 58746
info@gruppoppeg.com



fit
interiors

furniture for health
and golf clubs, gyms
hotel&spa, medical
and corporate

visit www.fitinteriors.com