

DESIGN FIRST.

—  
ise  
Ba

fit interiors

fit interiors ——— designed and produced in italy

# Base

Sink cabinet made in laminated marine plywood  
(Sink and water tap not included)

Cabinet

Finishes



THE SWATCH BOOK



fit interiors — design first

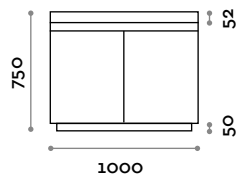
## ACCSINKD100

Sink cabinet in laminated marine plywood

- Doors with braked hinges and groove handles

**Dimensions**

W 1000 mm / D 550 mm / H 750 mm



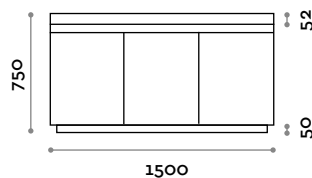
## ACCSINKD150

Sink cabinet in laminated marine plywood

- Doors with braked hinges and groove handles

**Dimensions**

W 1500 mm / D 550 mm / H 750 mm



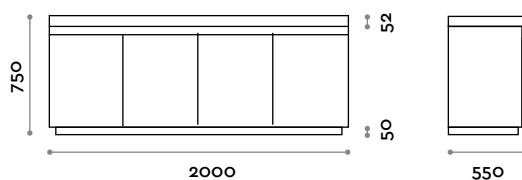
## ACCSINKD200

Sink cabinet in laminated marine plywood

- Doors with braked hinges and groove handles

**Dimensions**

W 2000 mm / D 550 mm / H 750 mm



Hanging shelf or with leg in laminated marine plywood (washbasin and mixer tap not included)

**Shelf and leg**

Finishes



THE SWATCH BOOK


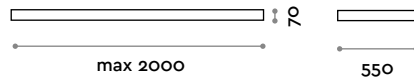


**ACCSINK**

Hanging shelf in laminated marine plywood

**Dimensions**

W 2000 mm max / D 550 mm / H 70 mm



**SINGAM**

Leg for shelf in laminated marine plywood

**Dimensions**

W 70 mm / D 547 mm / H 650/800 mm


Painted steel shelf leg

(for countertop sinks with H over 150 mm the vertical pipe can be shortened to size)



**Structure**

Steel



A  
White



B  
Black

**GAMBACF**

Painted steel shelf leg

- Hydraulic style
- Made in epoxy powder coated steel

**Dimensions**

D 400 mm / H 740 mm (regolabile + 40 mm)

follow us



**fit  
interiors**

**furniture for gyms,  
health and golf clubs,  
spa&wellness, hotel,  
medical and corporate**

**visit** [www.fitinteriors.com](http://www.fitinteriors.com)