

DESIGN FIRST.

il ric ord No

fit interiors

fit interiors — designed and produced in italy

Nordic

Alberto Manzoni

Modular counter with frontal solid ash slats



Structure

Finishes



Slats

Solid ash wood



Natural



Wengé

Worktop

Finishes



Anthracite



Cashmere



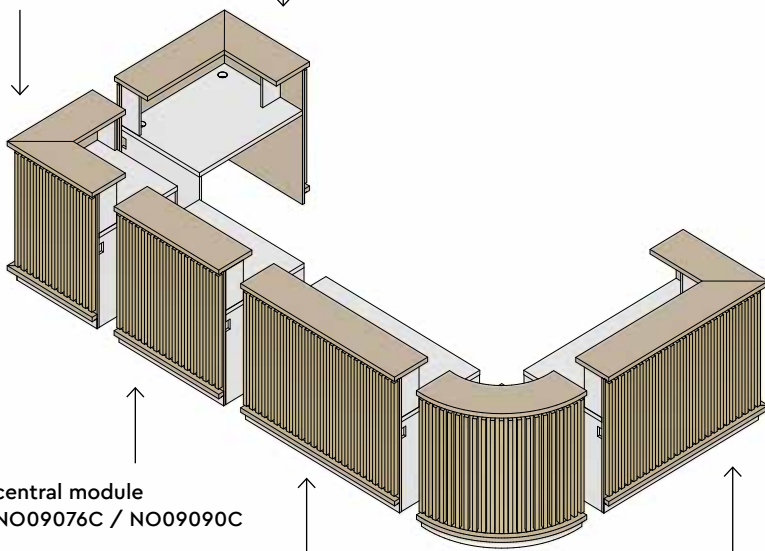
Matt Black



Matt White

square corner module
NOAS76 / NOAS90

End module L
NO09076S / NO09090S




central module
NO09076C / NO09090C

central module
NO14076C / NO14090C


curved corner module
NOAC76 / NOAC90

end module R
NO14076D / NO14090D


Example compositions



A



B



C



NO14076S

Left end module with worktop and top

- Worktop height 778 mm
- MFC structure
- Top, worktop and lower band 36 mm thickness
- Solid ash slats
- 4000 k° natural white LED light
- Worktop with 2 metal cable glands

Dimensions

W 1445 mm / D 773 mm / H 1127 mm



NO14090S

Left end module with worktop and top

- Worktop height 918 mm
- MFC structure
- Top, worktop and lower band 36 mm thickness
- Solid ash slats
- 4000 k° natural white LED light
- Worktop with 2 metal cable glands

Dimensions

W 1445 mm / D 773 mm / H 1127 mm



NO14076D

Right end module with worktop and top

- Worktop height 778 mm
- MFC structure
- Top, worktop and lower band 36 mm thickness
- Solid ash slats
- 4000 k° natural white LED light
- Worktop with 2 metal cable glands

Dimensions

W 1445 mm / D 773 mm / H 1127 mm



NO14090D

Right end module with worktop and top

- Worktop height 918 mm
- MFC structure
- Top, worktop and lower band 36 mm thickness
- Solid ash slats
- 4000 k° natural white LED light
- Worktop with 2 metal cable glands

Dimensions

W 1445 mm / D 773 mm / H 1127 mm



NO14076C

Central module with worktop and top

- Worktop height 778 mm
- MFC structure
- Top, worktop and lower band 36 mm thickness
- Solid ash slats
- 4000 k° natural white LED light
- Worktop with 2 metal cable glands

Dimensions

W 1400 mm / D 773 mm / H 1127 mm



NO14090C

Central module with worktop and top

- Worktop height 918 mm
- MFC structure
- Top, worktop and lower band 36 mm thickness
- Solid ash slats
- 4000 k° natural white LED light
- Worktop with 2 metal cable glands

Dimensions

W 1400 mm / D 773 mm / H 1127 mm



NO09076C

Central module with worktop and top

- Worktop height 778 mm
- MFC structure
- Top, worktop and lower band 36 mm thickness
- Solid ash slats
- 4000 k° natural white LED light
- Worktop with 2 metal cable glands

Dimensions

W 952 mm / D 773 mm / H 1127 mm



NO09090C

Central module with worktop and top

- Worktop height 918 mm
- MFC structure
- Top, worktop and lower band 36 mm thickness
- Solid ash slats
- 4000 k° natural white LED light
- Worktop with 2 metal cable glands

Dimensions

W 952 mm / D 773 mm / H 1127 mm



NO09076S

Left end module with worktop and top

- Worktop height 778 mm
- MFC structure
- Top, worktop and lower band 36 mm thickness
- Solid ash slats
- 4000 k° natural white LED light
- Worktop with 2 metal cable glands

Dimensions

W 997 mm / D 773 mm / H 1127 mm



NO09090S

Left end module with worktop and top

- Worktop height 918 mm
- MFC structure
- Top, worktop and lower band 36 mm thickness
- Solid ash slats
- 4000 k° natural white LED light
- Worktop with 2 metal cable glands

Dimensions

W 997 mm / D 773 mm / H 1127 mm



NO09076D

Right end module with worktop and top

- Worktop height 778 mm
- MFC structure
- Top, worktop and lower band 36 mm thickness
- Solid ash slats
- 4000 k° natural white LED light
- Worktop with 2 metal cable glands

Dimensions

W 997 mm / D 773 mm / H 1127 mm



NO09090D

Right end module with worktop and top

- Worktop height 918 mm
- MFC structure
- Top, worktop and lower band 36 mm thickness
- Solid ash slats
- 4000 k° natural white LED light
- Worktop with 2 metal cable glands

Dimensions

W 997 mm / D 773 mm / H 1127 mm

**NOAS76****Square corner module with worktop and top**

- Worktop height 778 mm
- MFC structure
- Top, worktop and lower band 36 mm thickness
- Solid ash slats
- 4000 k° natural white LED light
- Worktop with 2 metal cable glands

Dimensions

W 773 mm / D 773 mm / H 1127 mm

**NOAS90****Square corner module with worktop and top**

- Worktop height 918 mm
- MFC structure
- Top, worktop and lower band 36 mm thickness
- Solid ash slats
- 4000 k° natural white LED light
- Worktop with 2 metal cable glands

Dimensions

W 773 mm / D 773 mm / H 1127 mm

**NOAC76****Rounded corner module with worktop and top**

- Worktop height 778 mm
- MFC structure
- Top, worktop and lower band 36 mm thickness
- Solid ash slats
- 4000 k° natural white LED light
- Worktop with 2 metal cable glands

Dimensions

W 773 mm / D 773 mm / H 1127 mm

**NOAC90****Rounded corner module with worktop and top**

- Worktop height 918 mm
- MFC structure
- Top, worktop and lower band 36 mm thickness
- Solid ash slats
- 4000 k° natural white LED light
- Worktop with 2 metal cable glands

Dimensions

W 773 mm / D 773 mm / H 1127 mm

follow us



**fit
interiors**

**furniture for gyms,
health and golf clubs,
spa&wellness, hotel,
medical and corporate**

visit www.fitinteriors.com