

DESIGN FIRST.

— a
n k
P a

fit interiors

fit interiors — designed and produced in italy

Panka

Frame


Painted steel



Chrome



Black



White

Seat

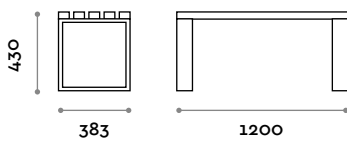
Slats in solid wood



Natural



Wengé



PSD120S

Wooden slats bench, single-deep

- Seat in solid ash slats with natural protective treatment, H 40 mm
- Steel structure with rustproof cathaphoresis treatment painted with epoxy powder

Dimensions

W 1200 mm / D 383 mm / H 433 mm

Frame


Painted steel



Chrome



Black



White

Seat

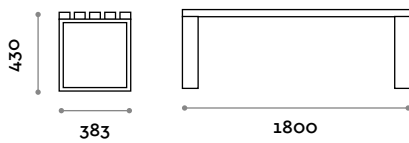
Slats in solid wood



Natural



Wengé



PSD180S

Wooden slats bench, single-deep

- Seat in solid ash slats with natural protective treatment, H 40 mm
- Steel structure with rustproof cataphoresis treatment painted with epoxy powder

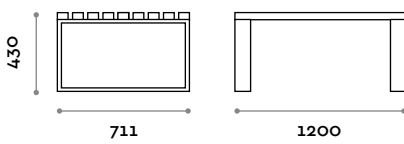
Dimensions

W 1800 mm / D 383 mm / H 433 mm

Frame
Painted steel



Seat
Slats in solid wood



PSD120D

Wooden slats bench, double-deep

- Seat in solid ash slats with natural protective treatment, H 40 mm
- Steel structure with rustproof cathaphoresis treatment painted with epoxy powder

Dimensions

W 1200 mm / D 711 mm / H 433 mm

Frame


Painted steel



Chrome



Black



White

Seat

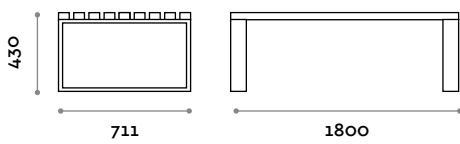
Slats in solid wood



Natural



Wengé



PSD180D

Wooden slats bench, double-deep

- Seat in solid ash slats with natural protective treatment, H 40 mm
- Steel structure with rustproof cathaphoresis treatment painted with epoxy powder

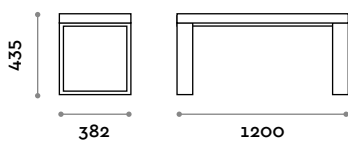
Dimensions

W 1800 mm / D 711 mm / H 433 mm

Frame
Painted steel



Seat
Finishes



PSM120S-20

Single-deep bench in MDF and laminate

- Seat in MDF+laminate H 41 mm
- Steel structure with rustproof cataphoresis treatment painted with epoxy powder

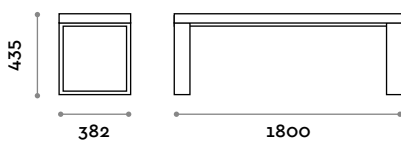
Dimensions

W 1200 mm / D 382 mm / H 435 mm

Frame
Painted steel



Seat
Finishes



PSM180S-20

Single-deep bench in MDF and laminate

- Seat in MDF+laminate H 41 mm
- Steel structure with rustproof cataphoresis treatment painted with epoxy powder

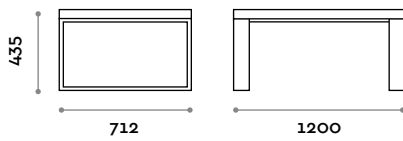
Dimensions

W 1800 mm / D 382 mm / H 435 mm

Frame
Painted steel



Seat
Finishes



PSM120D-20

Double-deep bench in MDF and laminate

- Seat in MDF+laminate H 41 mm
- Steel structure with rustproof cataphoresis treatment painted with epoxy powder

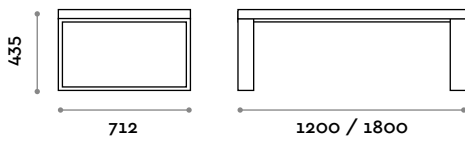
Dimensions

W 1200 mm / D 712 mm / H 435 mm

Frame
Painted steel



Seat
Finishes



PSM180D-20

Double-deep bench in MDF and laminate

- Seat in MDF+laminate H 41 mm
- Steel structure with rustproof cataphoresis treatment painted with epoxy powder

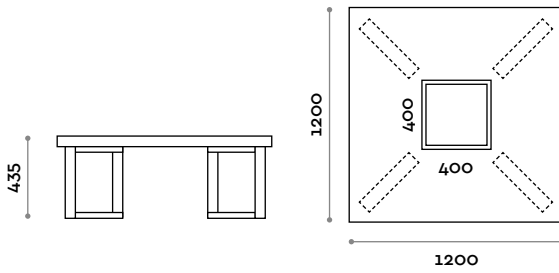
Dimensions

W 1800 mm / D 712 mm / H 435 mm

Frame
Painted steel



Seat
Finishes



PQM120-20

Square bench in MDF and laminate

- Seating in MDF+laminat H 41 mm
- Steel structure with rustproof cataphoresis treatment painted with epoxy powder

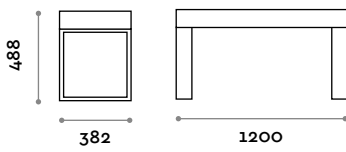
Dimensions

W 1200 mm / D 1200 mm / H 435 mm

Frame
Painted steel



Seat
Eco-leather



PSC120SP

Single-deep eco-leather upholstered bench

- Padding H 95 mm
- Fire retardant eco-leather (UNI 9175 class 1M certified)
- Steel structure with rustproof cataphoresis treatment, painted with epoxy powder

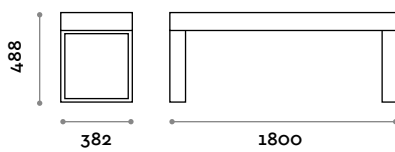
Dimensions

W 1200 mm / D 400 mm / H 488 mm

Frame
Painted steel



Seat
Eco-leather



PSC180SP

Single-deep eco-leather upholstered bench

- Padding H 95 mm
- Fire retardant eco-leather (UNI 9175 class 1M certified)
- Steel structure with rustproof cataphoresis treatment, painted with epoxy powder

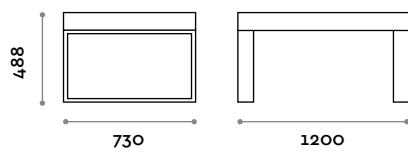
Dimensions

W 1800 mm / D 400 mm / H 488 mm

Frame
Painted steel



Seat
Eco-leather



PSC120DP

Double-deep eco-leather upholstered bench

- Padding H 95 mm
- Fire retardant eco-leather (UNI 9175 class 1M certified)
- Steel structure with rustproof cataphoresis treatment, painted with epoxy powder

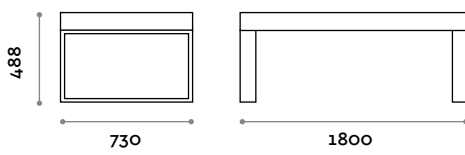
Dimensions

W 1200 mm / D 730 mm / H 488 mm

Frame
Painted steel



Seat
Eco-leather



PSC180DP

Double-deep eco-leather upholstered bench

- Padding H 95 mm
- Fire retardant eco-leather (UNI 9175 class 1IM certified)
- Steel structure with rustproof cataphoresis treatment, painted with epoxy powder

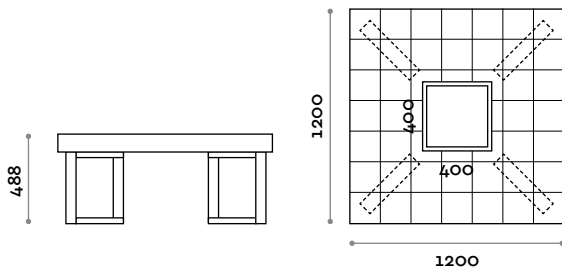
Dimensions

W 1800 mm / D 730 mm / H 488 mm

Frame
Painted steel



Seat
Eco-leather



PQC120

Eco-leather upholstered square bench

- Padding H 95 mm
- Fire retardant eco-leather (UNI 9175 class 1IM certified)
- Steel structure with rustproof cataphoresis treatment, painted with epoxy powder

Dimensions

W 1200 mm / D 1200 mm / H 488 mm

follow us



**fit
interiors**

**furniture for gyms,
health and golf clubs,
spa&wellness, hotel,
medical and corporate**

visit www.fitinteriors.com