

DESIGN FIRST.

Cool  
lective  
tive

fit interiors

# Index

---

<b>CANB3W45</b>	<b>4</b>	<b>CANB3W40</b>	<b>16</b>
<b>CANB4W45</b>	<b>5</b>	<b>CANB4W40</b>	<b>17</b>
<b>CANB5W45</b>	<b>6</b>	<b>CANB5W40</b>	<b>18</b>
<b>CANB3W45-24V</b>	<b>7</b>	<b>CANB3W40-24V</b>	<b>19</b>
<b>CANB4W45-24V</b>	<b>8</b>	<b>CANB4W40-24V</b>	<b>20</b>
<b>CANB5W45-24V</b>	<b>9</b>	<b>CANB5W40-24V</b>	<b>21</b>
<b>CANB3W45FR</b>	<b>10</b>	<b>CANB3W40FR</b>	<b>22</b>
<b>CANB4W45FR</b>	<b>11</b>	<b>CANB4W40FR</b>	<b>23</b>
<b>CANB5W45FR</b>	<b>12</b>	<b>CANB5W40FR</b>	<b>24</b>
<b>CANB3W45FR-24V</b>	<b>13</b>	<b>CANB3W40FR-24V</b>	<b>25</b>
<b>CANB4W45FR-24V</b>	<b>14</b>	<b>CANB4W40FR-24V</b>	<b>26</b>
<b>CANB5W45FR-24V</b>	<b>15</b>	<b>CANB5W40FR-24V</b>	<b>27</b>

---

<b>Numbers</b>	<b>28</b>
<b>Accessories</b>	<b>28</b>
<b>Locks</b>	<b>29</b>
<b>Additions</b>	<b>32</b>

# Collective

Single column locker with doors in transparent polycarbonate.

## Options

- Internal structure in two colors: black or white

### Door

Polycarbonate



Transparent

### Structure

Finishes



Black



White

## Included equipment



Keylock



Braked hinges



Number made of PVC

## Key for optionals on request

01

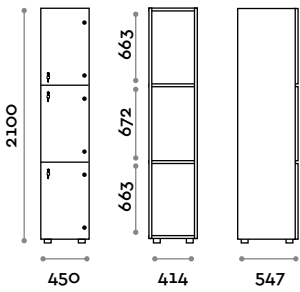
- Numbers  
(only adhesive numbers,  
replacing standard equipment)



- Locks  
(Excluded: ACCGAT.  
Replacing standard equipment)



- USB socket



### CANB3W45

Single column locker with 3 doors in transparent polycarbonate

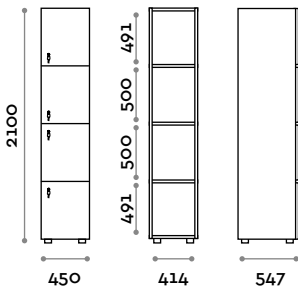
- Structure in 18 mm thick MFC panels
- ABS edging with polyurethane glue
- Door in transparent polycarbonate 15 mm thick
- Adjustable feet
- Hinges certified for 80,000 opening and closing cycles
- Braked hinges
- Door opening angle 155°.
- Door number in resin-coated sticker with Fit Interiors logo
- Keylocks (with 2 keys + numbered locker key wrist strap)

#### Dimensions

W 450 mm / D 547 mm / H 2100 mm  
 Height with skirting board 2170 mm

Optional upon request





### CANB4W45

Single column locker with 4 doors in transparent polycarbonate

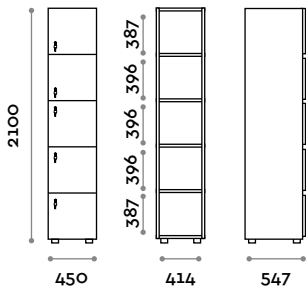
- Structure in 18 mm thick MFC panels
- ABS edging with polyurethane glue
- Door in transparent polycarbonate 15 mm thick
- Adjustable feet
- Hinges certified for 80,000 opening and closing cycles
- Braked hinges
- Door opening angle 155°.
- Door number in resin-coated sticker with Fit Interiors logo
- Keylocks (with 2 keys + numbered locker key wrist strap)

#### Dimensions

W 450 mm / D 547 mm / H 2100 mm  
 Height with skirting board 2170 mm

Optional upon request





**CANB5W45**

**Single column locker with 5 doors in transparent polycarbonate**

- Structure in 18 mm thick MFC panels
- ABS edging with polyurethane glue
- Door in transparent polycarbonate 15 mm thick
- Adjustable feet
- Hinges certified for 80,000 opening and closing cycles
- Braked hinges
- Door opening angle 155°.
- Door number in resin-coated sticker with Fit Interiors logo
- Keylocks (with 2 keys + numbered locker key wrist strap)

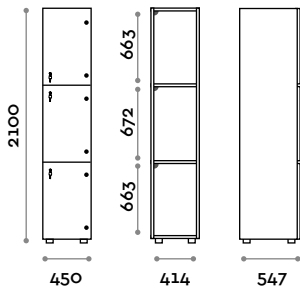
**Dimensions**

W 450 mm / D 547 mm / H 2100 mm

Height with skirting board 2170 mm

Optional upon request





**CANB3W45-24V**

Single column locker with 3 doors in transparent polycarbonate - LED inside

- Structure in 18 mm thick MFC panels
- ABS edging with polyurethane glue
- Door in transparent polycarbonate 15 mm thick
- Adjustable feet
- Hinges certified for 80,000 opening and closing cycles
- Braked hinges
- Door opening angle 155°.
- Door number in resin-coated sticker with Fit Interiors logo
- Keylocks (with 2 keys + numbered locker key wrist strap)
- Trunking LED profile IP20 with 24Vdc 50W power supply and 9.6 W/m at 24Vdc


Colour to be chosen among:

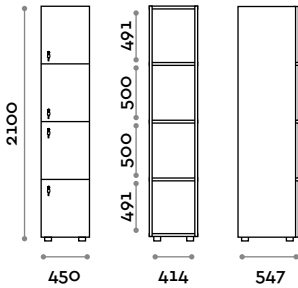
- (C) 6000 K cold light / 4.8W per metre, 24 V
- (N) 4000 K natural light / 4.8W per metre, 24 V
- (W) 3000 K warm light / 4.8W per metre, 24 V

**Dimensions**

W 450 mm / D 547 mm / H 2100 mm  
 Height with skirting board 2170 mm

Optional upon request





**CANB4W45-24V**

Single column locker with 4 doors in transparent polycarbonate - LED inside

- Structure in 18 mm thick MFC panels
- ABS edging with polyurethane glue
- Door in transparent polycarbonate 15 mm thick
- Adjustable feet
- Hinges certified for 80,000 opening and closing cycles
- Braked hinges
- Door opening angle 155°.
- Door number in resin-coated sticker with Fit Interiors logo
- Keylocks (with 2 keys + numbered locker key wrist strap)
- Trunking LED profile IP20 with 24Vdc 50W power supply and 9.6 W/m at 24Vdc


Colour to be chosen among:

- (C) 6000 K cold light / 4.8W per metre, 24 V
- (N) 4000 K natural light / 4.8W per metre, 24 V
- (W) 3000 K warm light / 4.8W per metre, 24 V

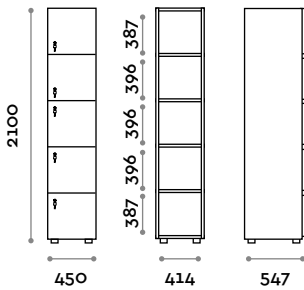
**Dimensions**

W 450 mm / D 547 mm / H 2100 mm  
 Height with skirting board 2170 mm

Optional upon request







**CANB5W45-24V**

Single column locker with 5 doors in transparent polycarbonate – LED inside

- Structure in 18 mm thick MFC panels
- ABS edging with polyurethane glue
- Door in transparent polycarbonate 15 mm thick
- Adjustable feet
- Hinges certified for 80,000 opening and closing cycles
- Braked hinges
- Door opening angle 155°.
- Door number in resin-coated sticker with Fit Interiors logo
- Keylocks (with 2 keys + numbered locker key wrist strap)
- Trunking LED profile IP20 with 24Vdc 50W power supply and 9.6 W/m at 24Vdc


Colour to be chosen among:

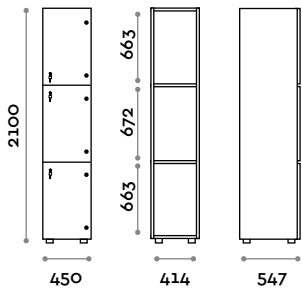
- (C) 6000 K cold light / 4.8W per metre, 24 V
- (N) 4000 K natural light / 4.8W per metre, 24 V
- (W) 3000 K warm light / 4.8W per metre, 24 V

**Dimensions**

W 450 mm / D 547 mm / H 2100 mm  
 Height with skirting board 2170 mm

Optional upon request





### CANB3W45FR

Single column locker with 3 doors in transparent polycarbonate

- Structure in 18 mm thick MFC panels
- Flammability and flame retardancy class B-s1, d0 (EN 13501-1)
- ABS edging with polyurethane glue
- Door in transparent polycarbonate 15 mm thick
- Adjustable feet
- Hinges certified for 80,000 opening and closing cycles
- Braked hinges
- Door opening angle 155°
- Door number in resin-coated sticker with Fit Interiors logo
- Keylocks (with 2 keys + numbered locker key wrist strap)

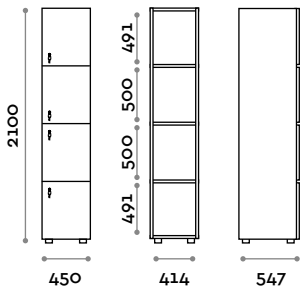
#### Dimensions

W 450 mm / D 547 mm / H 2100 mm

Height with skirting board 2170 mm

Optional upon request





### CANB4W45FR

Single column locker with 4 doors in transparent polycarbonate

- Structure in 18 mm thick MFC panels
- Flammability and flame retardancy class B-s1, d0 (EN 13501-1)
- ABS edging with polyurethane glue
- Door in transparent polycarbonate 15 mm thick
- Adjustable feet
- Hinges certified for 80,000 opening and closing cycles
- Braked hinges
- Door opening angle 155°.
- Door number in resin-coated sticker with Fit Interiors logo
- Keylocks (with 2 keys + numbered locker key wrist strap)

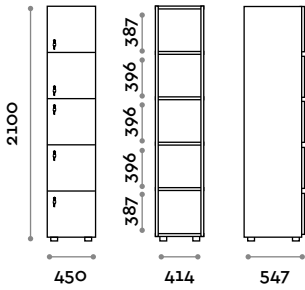
#### Dimensions

W 450 mm / D 547 mm / H 2100 mm

Height with skirting board 2170 mm

Optional upon request





### CANB5W45FR

Single column locker with 5 doors in transparent polycarbonate

- Structure in 18 mm thick MFC panels
- Flammability and flame retardancy class B-s1, d0 (EN 13501-1)
- ABS edging with polyurethane glue
- Door in transparent polycarbonate 15 mm thick
- Adjustable feet
- Hinges certified for 80,000 opening and closing cycles
- Braked hinges
- Door opening angle 155°.
- Door number in resin-coated sticker with Fit Interiors logo
- Keylocks (with 2 keys + numbered locker key wrist strap)

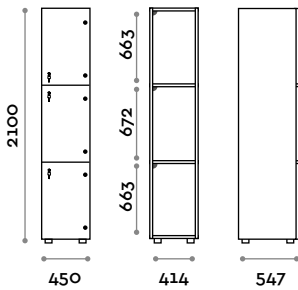
#### Dimensions

W 450 mm / D 547 mm / H 2100 mm

Height with skirting board 2170 mm

Optional upon request





**CANB3W45FR-24V**

Single column locker with 3 doors in transparent polycarbonate - LED inside

- Structure in 18 mm thick MFC panels
- Flammability and flame retardancy class B-s1, d0 (EN 13501-1)
- ABS edging with polyurethane glue
- Door in transparent polycarbonate 15 mm thick
- Adjustable feet
- Hinges certified for 80,000 opening and closing cycles
- Braked hinges
- Door opening angle 155°.
- Door number in resin-coated sticker with Fit Interiors logo
- Keylocks (with 2 keys + numbered locker key wrist strap)
- Trunking LED profile IP20 with 24Vdc 50W power supply and 9.6 W/m at 24Vdc


Colour to be chosen among:

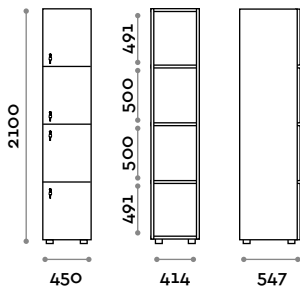
- (C) 6000 K cold light / 4.8W per metre, 24 V
- (N) 4000 K natural light / 4.8W per metre, 24 V
- (W) 3000 K warm light / 4.8W per metre, 24 V

**Dimensions**

W 450 mm / D 547 mm / H 2100 mm  
 Height with skirting board 2170 mm

Optional upon request





### CANB4W45FR-24V

Single column locker with 4 doors in transparent polycarbonate - LED inside

- Structure in 18 mm thick MFC panels
- Flammability and flame retardancy class B-s1, do (EN 13501-1)
- ABS edging with polyurethane glue
- Door in transparent polycarbonate 15 mm thick
- Adjustable feet
- Hinges certified for 80,000 opening and closing cycles
- Braked hinges
- Door opening angle 155°.
- Door number in resin-coated sticker with Fit Interiors logo
- Keylocks (with 2 keys + numbered locker key wrist strap)
- Trunking LED profile IP20 with 24Vdc 50W power supply and 9.6 W/m at 24Vdc


Colour to be chosen among:

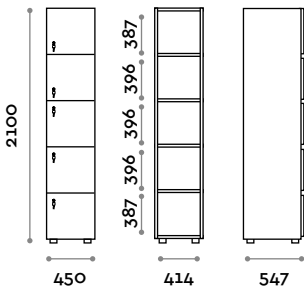
- (C) 6000 K cold light / 4.8W per metre, 24 V
- (N) 4000 K natural light / 4.8W per metre, 24 V
- (W) 3000 K warm light / 4.8W per metre, 24 V

#### Dimensions

W 450 mm / D 547 mm / H 2100 mm  
Height with skirting board 2170 mm

Optional upon request





**CANB5W45FR-24V**

Single column locker with 5 doors in transparent polycarbonate - LED inside

- Structure in 18 mm thick MFC panels
- Flammability and flame retardancy class B-s1, do (EN 13501-1)
- ABS edging with polyurethane glue
- Door in transparent polycarbonate 15 mm thick
- Adjustable feet
- Hinges certified for 80,000 opening and closing cycles
- Braked hinges
- Door opening angle 155°.
- Door number in resin-coated sticker with Fit Interiors logo
- Keylocks (with 2 keys + numbered locker key wrist strap)
- Trunking LED profile IP20 with 24Vdc 50W power supply and 9.6 W/m at 24Vdc


Colour to be chosen among:

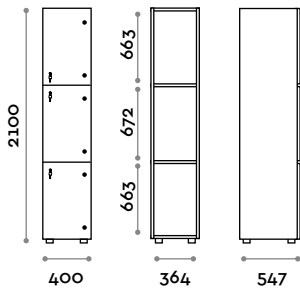
- (C) 6000 K cold light / 4.8W per metre, 24 V
- (N) 4000 K natural light / 4.8W per metre, 24 V
- (W) 3000 K warm light / 4.8W per metre, 24 V

**Dimensions**

W 450 mm / D 547 mm / H 2100 mm  
 Height with skirting board 2170 mm

Optional upon request





### CANB3W40

Single column locker with 3 doors in transparent polycarbonate

- Structure in 18 mm thick MFC panels
- ABS edging with polyurethane glue
- Door in transparent polycarbonate 15 mm thick
- Adjustable feet
- Hinges certified for 80,000 opening and closing cycles
- Braked hinges
- Door opening angle 155°.
- Door number in resin-coated sticker with Fit Interiors logo
- Keylocks (with 2 keys + numbered locker key wrist strap)

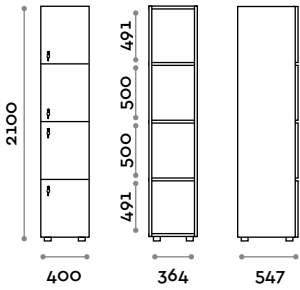
#### Dimensions

W 400 mm / D 547 mm / H 2100 mm  
 Height with skirting board 2170 mm

Optional upon request







**CANB4W40**

Single column locker with 4 doors in transparent polycarbonate

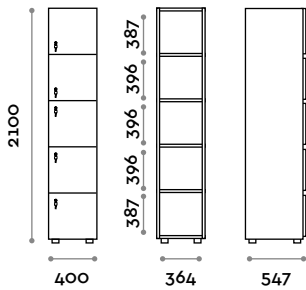
- Structure in 18 mm thick MFC panels
- ABS edging with polyurethane glue
- Door in transparent polycarbonate 15 mm thick
- Adjustable feet
- Hinges certified for 80,000 opening and closing cycles
- Braked hinges
- Door opening angle 155°.
- Door number in resin-coated sticker with Fit Interiors logo
- Keylocks (with 2 keys + numbered locker key wrist strap)

**Dimensions**

W 400 mm / D 547 mm / H 2100 mm  
 Height with skirting board 2170 mm

Optional upon request





**CANB5W40**

Single column locker with 5 doors in transparent polycarbonate

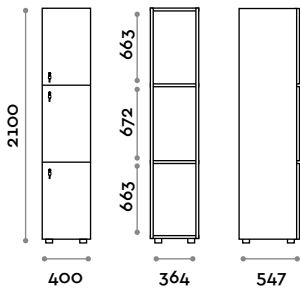
- Structure in 18 mm thick MFC panels
- ABS edging with polyurethane glue
- Door in transparent polycarbonate 15 mm thick
- Adjustable feet
- Hinges certified for 80,000 opening and closing cycles
- Braked hinges
- Door opening angle 155°.
- Door number in resin-coated sticker with Fit Interiors logo
- Keylocks (with 2 keys + numbered locker key wrist strap)

**Dimensions**

W 450 mm / D 547 mm / H 2100 mm  
 Height with skirting board 2170 mm

Optional upon request





**CANB3W40-24V**

Single column locker with 3 doors in transparent polycarbonate - LED inside

- Structure in 18 mm thick MFC panels
- ABS edging with polyurethane glue
- Door in transparent polycarbonate 15 mm thick
- Adjustable feet
- Hinges certified for 80,000 opening and closing cycles
- Braked hinges
- Door opening angle 155°.
- Door number in resin-coated sticker with Fit Interiors logo
- Keylocks (with 2 keys + numbered locker key wrist strap)
- Trunking LED profile IP20 with 24Vdc 50W power supply and 9.6 W/m at 24Vdc


Colour to be chosen among:

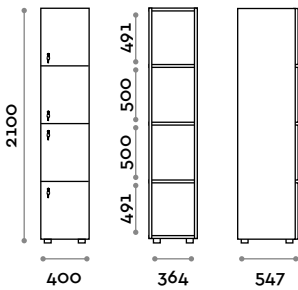
- (C) 6000 K cold light / 4.8W per metre, 24 V
- (N) 4000 K natural light / 4.8W per metre, 24 V
- (W) 3000 K warm light / 4.8W per metre, 24 V

**Dimensions**

W 400 mm / D 547 mm / H 2100 mm  
 Height with skirting board 2170 mm

Optional upon request





**CANB4W40-24V**

Single column locker with 4 doors in transparent polycarbonate - LED inside

- Structure in 18 mm thick MFC panels
- ABS edging with polyurethane glue
- Door in transparent polycarbonate 15 mm thick
- Adjustable feet
- Hinges certified for 80,000 opening and closing cycles
- Braked hinges
- Door opening angle 155°.
- Door number in resin-coated sticker with Fit Interiors logo
- Keylocks (with 2 keys + numbered locker key wrist strap)
- Trunking LED profile IP20 with 24Vdc 50W power supply and 9.6 W/m at 24Vdc

Colour to be chosen among:

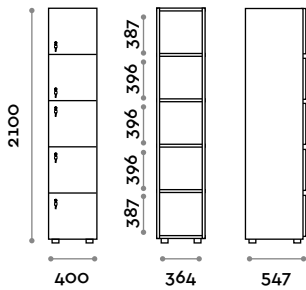
- (C) 6000 K cold light / 4.8W per metre, 24 V
- (N) 4000 K natural light / 4.8W per metre, 24 V
- (W) 3000 K warm light / 4.8W per metre, 24 V

**Dimensions**

W 400 mm / D 547 mm / H 2100 mm  
 Height with skirting board 2170 mm

Optional upon request





**CANB5W40-24V**

Single column locker with 5 doors in transparent polycarbonate - LED inside

- Structure in 18 mm thick MFC panels
- ABS edging with polyurethane glue
- Door in transparent polycarbonate 15 mm thick
- Adjustable feet
- Hinges certified for 80,000 opening and closing cycles
- Braked hinges
- Door opening angle 155°.
- Door number in resin-coated sticker with Fit Interiors logo
- Keylocks (with 2 keys + numbered locker key wrist strap)
- Trunking LED profile IP20 with 24Vdc 50W power supply and 9.6 W/m at 24Vdc

Colour to be chosen among:

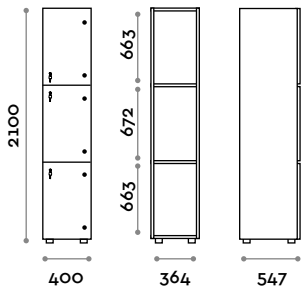
- (C) 6000 K cold light / 4.8W per metre, 24 V
- (N) 4000 K natural light / 4.8W per metre, 24 V
- (W) 3000 K warm light / 4.8W per metre, 24 V

**Dimensions**

W 400 mm / D 547 mm / H 2100 mm  
 Height with skirting board 2170 mm

Optional upon request





### CANB3W40FR

Single column locker with 3 doors in transparent polycarbonate


- Structure in 18 mm thick MFC panels
- Flammability and flame retardancy class B-s1, d0 (EN 13501-1)
- ABS edging with polyurethane glue
- Door in transparent polycarbonate 15 mm thick
- Adjustable feet
- Hinges certified for 80,000 opening and closing cycles
- Braked hinges
- Door opening angle 155°.
- Door number in resin-coated sticker with Fit Interiors logo
- Keylocks (with 2 keys + numbered locker key wrist strap)

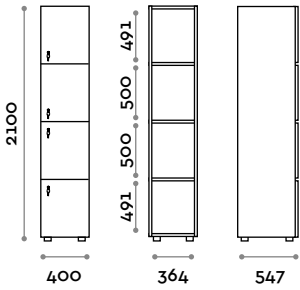
#### Dimensions

W 400 mm / D 547 mm / H 2100 mm

Height with skirting board 2170 mm

Optional upon request





**CANB4W40FR**

Single column locker with 4 doors in transparent polycarbonate

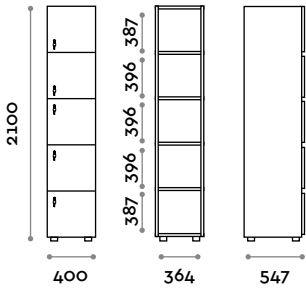
- Structure in 18 mm thick MFC panels
- Flammability and flame retardancy class B-s1, d0 (EN 13501-1)
- ABS edging with polyurethane glue
- Door in transparent polycarbonate 15 mm thick
- Adjustable feet
- Hinges certified for 80,000 opening and closing cycles
- Braked hinges
- Door opening angle 155°.
- Door number in resin-coated sticker with Fit Interiors logo
- Keylocks (with 2 keys + numbered locker key wrist strap)

**Dimensions**

W 400 mm / D 547 mm / H 2100 mm  
 Height with skirting board 2170 mm

Optional upon request





**CANB5W40FR**


Single column locker with 5 doors in transparent polycarbonate

- Structure in 18 mm thick MFC panels
- Flammability and flame retardancy class B-s1, do (EN 13501-1)
- ABS edging with polyurethane glue
- Door in transparent polycarbonate 15 mm thick
- Adjustable feet
- Hinges certified for 80,000 opening and closing cycles
- Braked hinges
- Door opening angle 155°.
- Door number in resin-coated sticker with Fit Interiors logo
- Keylocks (with 2 keys + numbered locker key wrist strap)

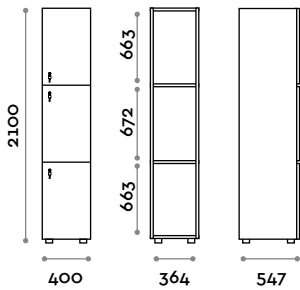
**Dimensions**

W 400 mm / D 547 mm / H 2100 mm  
 Height with skirting board 2170 mm

Optional upon request







**CANB3W40FR-24V**

Single column locker with 3 doors in transparent polycarbonate - LED inside

- Structure in 18 mm thick MFC panels
- Flammability and flame retardancy class B-s1, d0 (EN 13501-1)
- ABS edging with polyurethane glue
- Door in transparent polycarbonate 15 mm thick
- Adjustable feet
- Hinges certified for 80,000 opening and closing cycles
- Braked hinges
- Door opening angle 155°.
- Door number in resin-coated sticker with Fit Interiors logo
- Keylocks (with 2 keys + numbered locker key wrist strap)
- Trunking LED profile IP20 with 24Vdc 50W power supply and 9.6 W/m at 24Vdc


Colour to be chosen among:

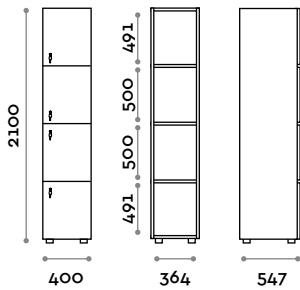
- (C) 6000 K cold light / 4.8W per metre, 24 V
- (N) 4000 K natural light / 4.8W per metre, 24 V
- (W) 3000 K warm light / 4.8W per metre, 24 V

**Dimensions**

W 400 mm / D 547 mm / H 2100 mm  
 Height with skirting board 2170 mm

Optional upon request





**CANB4W40FR-24V**

Single column locker with 4 doors in transparent polycarbonate - LED inside

- Structure in 18 mm thick MFC panels
- Flammability and flame retardancy class B-s1, do (EN 13501-1)
- ABS edging with polyurethane glue
- Door in transparent polycarbonate 15 mm thick
- Adjustable feet
- Hinges certified for 80,000 opening and closing cycles
- Braked hinges
- Door opening angle 155°.
- Door number in resin-coated sticker with Fit Interiors logo
- Keylocks (with 2 keys + numbered locker key wrist strap)
- Trunking LED profile IP20 with 24Vdc 50W power supply and 9.6 W/m at 24Vdc


Colour to be chosen among:

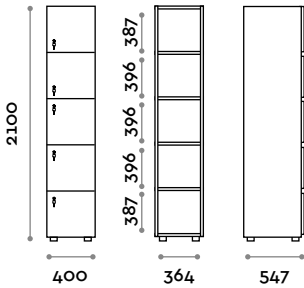
- (C) 6000 K cold light / 4.8W per metre, 24 V
- (N) 4000 K natural light / 4.8W per metre, 24 V
- (W) 3000 K warm light / 4.8W per metre, 24 V

**Dimensions**

W 400 mm / D 547 mm / H 2100 mm  
 Height with skirting board 2170 mm

Optional upon request





**CANB5W40FR-24V**

Single column locker with 5 doors in transparent polycarbonate - LED inside

- Structure in 18 mm thick MFC panels
- Flammability and flame retardancy class B-s1, d0 (EN 13501-1)
- ABS edging with polyurethane glue
- Door in transparent polycarbonate 15 mm thick
- Adjustable feet
- Hinges certified for 80,000 opening and closing cycles
- Braked hinges
- Door opening angle 155°.
- Door number in resin-coated sticker with Fit Interiors logo
- Keylocks (with 2 keys + numbered locker key wrist strap)
- Trunking LED profile IP20 with 24Vdc 50W power supply and 9.6 W/m at 24Vdc

Colour to be chosen among:

- (C) 6000 K cold light / 4.8W per metre, 24 V
- (N) 4000 K natural light / 4.8W per metre, 24 V
- (W) 3000 K warm light / 4.8W per metre, 24 V

**Dimensions**

W 400 mm / D 547 mm / H 2100 mm  
 Height with skirting board 2170 mm

Optional upon request



# Numbers



## ACCRES1

Large resin-coated adhesive number, yellow and black

- With black Fit Interiors logo
- Replacing standard equipment

### Dimensions

W 90 mm / H 90 mm



## ACCRES2

Large resin-coated adhesive number, black and white

- With red Fit Interiors logo
- Replacing standard equipment

### Dimensions

W 90 mm / H 90 mm



## ACCRES3

Large resin-coated adhesive number, red and white

- With black Fit Interiors logo
- Replacing standard equipment

### Dimensions

W 90 mm / H 90 mm

# Accessories



## ACCUSB

Built-in USB socket

- 5V complete with power supply 100-240 V; 50-60 Hz - IP20

# Locks

## Mechanical combination lock



**ACCDKDI**  
**Mechanical combination lock DIAL**  
 • Replacing standard equipment



**ACCCOMBI**  
**Mechanical combination lock with handle**  
 • Combi Lock  
 • Replacing standard equipment



**ACCKEYLESS**  
**Mechanical combination lock P1**  
 • Satin nickel  
 • Replacing standard equipment



**ACCKEYLESS1**  
**Mechanical combination lock P1**  
 • Satin gold  
 • Replacing standard equipment



**ACCKEYLESS2**  
**Mechanical combination lock P1**  
 • Matte black  
 • Replacing standard equipment



**ACCKEYLESS3**  
**Mechanical combination lock P1**  
 • Matte white  
 • Replacing standard equipment

## Digital lock with battery



### ACCAXSTD

Axis standard with integrated handle

- Digilock digital lock
- Replacing standard equipment



### ACCAXVER

Axis vertical with integrated handle

- Digilock digital lock
- Replacing standard equipment



### ACCDLKN

Next Cue with keypad

- Digilock digital lock
- Replacing standard equipment



### ACCDKSO

Solaz with handle

- Digilock digital/mechanical lock
- Replacing standard equipment

## Proximity lock



### ACCDLKNRFID

#### Next Cue

- Digilock proximity lock
- Replacing standard equipment



### ACCAXSTDRFID

#### Axis standard with integrated handle

- Digilock proximity lock
- Replacing standard equipment



### ACCAXVERRFID

#### Axis vertical with integrated handle

- Digilock proximity lock
- Replacing standard equipment



### ACCOJPRO

#### OTS Basic

- Ojmar RFID lock
- With battery included
- Replacing standard equipment

# Additions



## ACCTAM

### Single side panel

- 18 mm thick MFC panels
- ABS edging with polyurethane glue

### Dimensions

W 550 mm / H 2066 mm



## ACCTAMD

### Double side panel

- 18 mm thick MFC panels
- ABS edging with polyurethane glue

### Dimensions

L 1100 mm / H 2066 mm



## ACCTAML-24V

### Single side panel with LED channel

- 18 mm thick MFC panels
- ABS edging with polyurethane glue
- LED IP20, color to be chosen among:
  - (C) 6000 K cold light / 4.8W per meter, 24V
  - (N) 4000 K natural light / 4.8W per meter, 24V
  - (W) 3000 K warm light / 4.8W per meter, 24V

### Dimensions

W 610 mm / H 2092 mm



## ACCTAMD-24V

### Double side panel with LED channel

- 18 mm thick MFC panels
- ABS edging with polyurethane glue
- LED IP20, color to be chosen among:
  - (C) 6000 K cold light / 4.8W per meter, 24V
  - (N) 4000 K natural light / 4.8W per meter, 24V
  - (W) 3000 K warm light / 4.8W per meter, 24V

### Dimensions

W 1220 mm / H 2092 mm



## ACCTAMXL

### Single side panel for lockers with top

- 18 mm thick MFC panels
- ABS edging with polyurethane glue

### Dimensions

W 610 mm / H 2092 mm



## ACCTAMDXL

### Double side panel for lockers with top

- 18 mm thick MFC panels
- ABS edging with polyurethane glue

### Dimensions

W 1220 mm / H 2092 mm



**ACCTAMSP****Single side panel with mirror**

- 18 mm thick MFC panels
- ABS edging with polyurethane glue
- mirror size 450×1972 mm

**Dimensions**

W 550 mm / H 2072 mm

**ACCTAMSD****Double side panel with mirror**

- 18 mm thick MFC panels
- ABS edging with polyurethane glue
- mirror size 1000×1972 mm

**Dimensions**

W 1100 mm / H 2072 mm

**SPACE1****Single end side panel in laminate, rounded above and below****Dimensions**

W 550 mm / D 118 mm / H 2070 mm

**SPACE2****Rounded panel for internal corner in laminate****Dimensions**

W 118 (+112) mm / D 118 (+112) mm / H 2070 mm

**SPACE3****Rounded panel for external corner in laminate****Dimensions**

W 550 mm / D 118 mm / H 2070 mm

**ACCTOS****Single locker top**

- 18 mm thick MFC panels
  - ABS edging with polyurethane glue
- Projection 60 mm

**ACCTOP****Double locker top**

- 18 mm thick MFC panels
  - ABS edging with polyurethane glue
- Projection 60 mm

**ACCTSL-24V****Single locker top with integrated LED channel**

- 18 mm thick MFC panels
  - ABS edging with polyurethane glue
  - LED IP20, color to be chosen among:
    - (C) 6000 K cold light / 4.8W per meter, 24V
    - (N) 4000 K natural light / 4.8W per meter, 24V
    - (W) 3000 K warm light / 4.8W per meter, 24V
- Projection 60 mm

**ACCTPL-24V****Double locker top with integrated LED channel**

- 18 mm thick MFC panels
  - ABS edging with polyurethane glue
  - LED IP20, color to be chosen among:
    - (C) 6000 K cold light / 4.8W per meter, 24V
    - (N) 4000 K natural light / 4.8W per meter, 24V
    - (W) 3000 K warm light / 4.8W per meter, 24V
- Projection 60 mm

**ACCVEL20****Upper veil for locker, up to 200 mm H**

- 18 mm thick MFC panels
- ABS edging with polyurethane glue

**ACCVEL50****Upper veil for locker, from 200 to 500 mm H**

- 18 mm thick MFC panels
- ABS edging with polyurethane glue

**ADELED-24V****Adhesive LED to put under the locker**

- LED IP54, color to be chosen among:
  - (C) 6000 K cold light / 4.8W per meter, 24V
  - (N) 4000 K natural light / 4.8W per meter, 24V
  - (W) 3000 K warm light / 4.8W per meter, 24V

**ACCZARSG**

Skirting board in ABS for single locker, satin aluminum finish

- Adjustable feet 100 mm high
- Complete with mounting accessories

**ACCZARDG**

Skirting board in ABS for double locker, satin aluminum finish

- Adjustable feet 100 mm high
- Complete with mounting accessories

**ACCZARSB**

Skirting board in ABS for single locker, white finish

- Adjustable feet 100 mm high
- Complete with mounting accessories

**ACCZARDB**

Skirting board in ABS for double locker, white finish

- Adjustable feet 100 mm high
- Complete with mounting accessories

**ACCZARSN**

Skirting board in ABS for single locker, black finish

- Adjustable feet 100 mm high
- Complete with mounting accessories

**ACCZARDN**

Skirting board in ABS for double locker, black finish

- Adjustable feet 100 mm high
- Complete with mounting accessories

follow us



**fit  
interiors**

**furniture for gyms,  
health and golf clubs,  
spa&wellness, hotel,  
medical and corporate**

visit [www.fitinteriors.com](http://www.fitinteriors.com)