

fit interiors ——— designed and produced in Italy

Factory

DESIGN FIRST.

fit interiors

Index

INDo2-23	4
INDo5-23	5
INDo4-23	6
IND10-23	7

Locks	8
Accessories	10
Additions	11
Colors	15

Factory

Single column lockers

Options

- Door powder coated in two RAL colors: white and black
- Door powder coated in others RAL colors (15 lockers minimum)
- Internal structure in two colors: grey or cashmere

Door in aluminum (frame and mesh)

Colors



Ral 9005
Matt black



Ral 9010
White

Structure

Finishes



D143PS30
Grey



6577ST
Cashmere

Others colors (15 lockers minimum)



Ral 8028
Brown



Ral 3002
Red



Ral 5023
Blue



Ral 3014
Pink

Included equipment



Padlock system



Braked hinges



Plastic hanger



Zamak handle
matt chrome



Perforated number
on a steel plate

Key for optionals on request



- Locks
(replacing standard equipment)



- Oval bar for coat hangers
(replacing standard equipment)



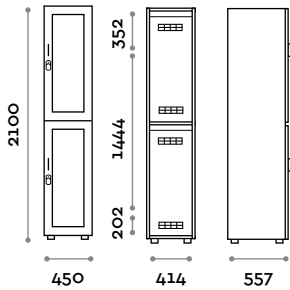
- USB socket



- Anti-theft hanger
(replacing standard equipment)



- Shoe rack



IND02-23

Single column locker with 2 framed door in aluminium

- Structure made of 18 mm thick MFC panels
- ABS edging with polyurethane glue
- Door with frame and expanded mesh in aluminum, painted in the same color
- Ventilation grids
- Bar for coat hangers
- Two coat hangers for compartment
- Adjustable feet
- Hinges certified for 80.000 opening cycles
- Braked hinges
- Door 135° opening angle
- Perforated number on a stainless steel plate
- Padlock system
- Zamak handle in matt chrome mod. HAN 01

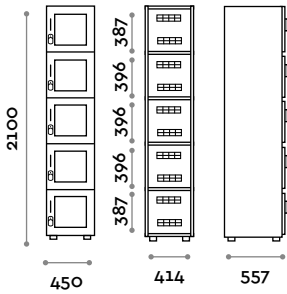
Dimensions

W 450 mm / D 557 mm / H 2100 mm

Height with skirting board 2170 mm

Optional upon request





IND05-23

Single column locker with 5 framed door

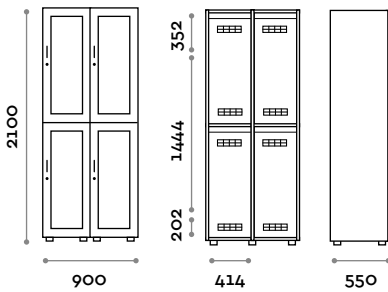
- Structure made of 18 mm thick MFC panels
- ABS edging with polyurethane glue
- Door with frame and expanded mesh in aluminum, painted in the same color
- Ventilation grids
- Adjustable feet
- Hinges certified for 80.000 opening cycles
- Braked hinges
- Door 135° opening angle
- Perforated number on a stainless steel plate
- Padlock system
- Zamak handle in matt chrome mod. HAN O1

Dimensions

W 450 mm / D 557 mm / H 2100 mm
 Height with skirting board 2170 mm

Optional upon request





IND04-23

Double column locker with 4 framed door in aluminium

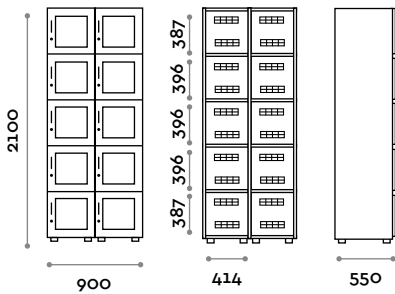
- Structure made of 18 mm thick MFC panels
- ABS edging with polyurethane glue
- Door with frame and expanded mesh in aluminum, painted in the same color
- Ventilation grids
- Bar for coat hangers
- Two coat hangers for compartment
- Adjustable feet
- Hinges certified for 80.000 opening cycles
- Braked hinges
- Door 135° opening angle
- Perforated number on a stainless steel plate
- Padlock system
- Zamak handle in matt chrome mod. HAN 01

Dimensions

W 900 mm / D 557 mm / H 2100 mm
 Height with skirting board 2170 mm

Optional upon request





IND10-23

Double column locker with 10 framed door

- Structure made of 18 mm thick MFC panels
- ABS edging with polyurethane glue
- Door with frame and expanded mesh in aluminum, painted in the same color
- Ventilation grids
- Adjustable feet
- Hinges certified for 80.000 opening cycles
- Braked hinges
- Door 135° opening angle
- Perforated number on a stainless steel plate
- Padlock system
- Zamak handle in matt chrome mod. HAN O1

Dimensions

W 900 mm / D 557 mm / H 2100 mm
 Height with skirting board 2170 mm

Optional upon request



Locks

Mechanical combination lock



ACCHIAVE

Key lock

- 2 keys included plus numbered key fob
- Replacing standard equipment



ACCKEYLESS

Mechanical combination lock P1

- Satin nickel
- Replacing standard equipment



ACCKEYLESS1

Mechanical combination lock P1

- Satin gold
- Replacing standard equipment



ACCKEYLESS2

Mechanical combination lock P1

- Matte black
- Replacing standard equipment



ACCKEYLESS3

Mechanical combination lock P1

- Matte white
- Replacing standard equipment

Digital lock with battery



ACCDKSO

Next Solaz 4G with handle

- Digilock digital/mechanical lock
- Brushed nickel color
- Replacing standard equipment



ACCASP6GNAR

Aspire 6G Narrow without handle

- Digilock digital lock 6G
- Brushed nickel color
- Replacing standard equipment



ACCASP6GNARWH

Aspire 6G Narrow with handle

- Digilock digital lock 6G
- Brushed nickel color
- Replacing standard equipment

Proximity lock



ACCASPSTDRFID

Aspire Standard Body RFID with handle

- Digilock proximity lock
- black finish
- visual and acoustic indicators
- ambidextrous
- vertical body
- replacing standard equipment



ACCASPVERRFID

Aspire Narrow Body RFID with handle

- Digilock proximity lock
- black finish
- visual and acoustic indicators
- ambidextrous
- vertical body
- replacing standard equipment

Accessories



ACCTOV

Chrome-plated oval metal clothes rail

- Replacing standard equipment

Dimensions

W up to 450 mm / D 15 mm / H 30 mm



AV00001

Anti-theft wooden hanger complete with ring



AV00002

Anti-theft plastic hanger complete with ring



ACCUSB

Built-in USB socket

- 5V complete with power supply 100-240 V; 50-60 Hz - IP20



ACCPIQ

Internal squared shoe compartment

Dimensions

W 270 mm / D (compartment) / H 198 mm



ACCPIA

Internal shoe shelf

Dimensions

W (compartment) / D (compartment)

Additions

Electrical parts and led sources are not suitable in presence of sensors, including sensor of movement



ACCTAM

Single side panel

- 18 mm thick MFC panels
- ABS edging with polyurethane glue

Dimensions

W 550 mm / H 2066 mm



ACCTAMD

Double side panel

- 18 mm thick MFC panels
- ABS edging with polyurethane glue

Dimensions

L 1100 mm / H 2066 mm



ACCTAMHS

Single side panel - flush to body

- 18 mm thick MFC panels
- ABS edging with polyurethane glue

Dimensions

W 550 mm / H 2072 mm



ACCTAMDHS

Double side panel - flush to body

- 18 mm thick MFC panels
- ABS edging with polyurethane glue

Dimensions

L 1100 mm / H 2072 mm



ACCTAMSP

Single side panel with mirror

- 18 mm thick MFC panels
- ABS edging with polyurethane glue
- mirror size 450x1972 mm

Dimensions

W 550 mm / H 2072 mm



ACCTAMSD

Double side panel with mirror

- 18 mm thick MFC panels
- ABS edging with polyurethane glue
- mirror size 1000x1972 mm

Dimensions

W 1100 mm / H 2072 mm



ACCTAMXL

Single side panel for lockers with top

- 18 mm thick MFC panels
- ABS edging with polyurethane glue

Dimensions

W 610 mm / H 2092 mm



ACCTAMDXL

Double side panel for lockers with top

- 18 mm thick MFC panels
- ABS edging with polyurethane glue

Dimensions

W 1220 mm / H 2092 mm

**ACCTAML-24V**

Single side panel with LED channel

- 18 mm thick MFC panels
- ABS edging with polyurethane glue
- LED IP20, color to be chosen among:
(C) 6000 K cold light
(N) 4000 K natural light
(W) 3000 K warm light

Dimensions

W 610 mm / H 2092 mm

**ACCTAMD-24V**

Double side panel with LED channel

- 18 mm thick MFC panels
- ABS edging with polyurethane glue
- LED IP20, color to be chosen among:
(C) 6000 K cold light
(N) 4000 K natural light
(W) 3000 K warm light

Dimensions

W 1220 mm / H 2092 mm

**SPACE1**

Single end side panel in laminate, rounded above and below

Dimensions

W 550 mm / D 118 mm / H 2070 mm

**SPACE2**

Rounded panel for internal corner in laminate

Dimensions

W 118 (+112) mm / D 118 (+112) mm / H 2070 mm

**SPACE3**

Rounded panel for external corner in laminate

Dimensions

W 550 mm / D 118 mm / H 2070 mm

**ACCVEL20**

Upper veil for locker, up to 200 mm H

- 18 mm thick MFC panels
- ABS edging with polyurethane glue

**ACCVEL50**

Upper veil for locker, from 200 to 500 mm H

- 18 mm thick MFC panels
- ABS edging with polyurethane glue

**ADELED-24V****Adhesive LED to put under the locker**

- LED IP20, color to be chosen among:
(C) 6000 K cold light
(N) 4000 K natural light
(W) 3000 K warm light

**ACCTOS****Single locker top**

- 18 mm thick MFC panels
- ABS edging with polyurethane glue
Projection 60 mm

**ACCTOP****Double locker top**

- 18 mm thick MFC panels
- ABS edging with polyurethane glue
Projection 60 mm

**ACCTSL-24V****Single locker top with integrated LED channel**

- 18 mm thick MFC panels
- ABS edging with polyurethane glue
- LED IP20, color to be chosen among:
(C) 6000 K cold light
(N) 4000 K natural light
(W) 3000 K warm light
Projection 60 mm

**ACCTPL-24V****Double locker top with integrated LED channel**

- 18 mm thick MFC panels
- ABS edging with polyurethane glue
- LED IP20, color to be chosen among:
(C) 6000 K cold light
(N) 4000 K natural light
(W) 3000 K warm light
Projection 60 mm



ACCZARSG

Skirting board in ABS for single locker, satin aluminum finish

- Adjustable feet 100 mm high
- Complete with mounting accessories



ACCZARDG

Skirting board in ABS for double locker, satin aluminum finish

- Adjustable feet 100 mm high
- Complete with mounting accessories



ACCZARSB

Skirting board in ABS for single locker, white finish

- Adjustable feet 100 mm high
- Complete with mounting accessories



ACCZARDB

Skirting board in ABS for double locker, white finish

- Adjustable feet 100 mm high
- Complete with mounting accessories



ACCZARSN

Skirting board in ABS for single locker, black finish

- Adjustable feet 100 mm high
- Complete with mounting accessories



ACCZARDN

Skirting board in ABS for double locker, black finish


- Adjustable feet 100 mm high
- Complete with mounting accessories

Colors

Aluminum



MATT BLACK



RAL 9010
WHITE



RAL 8028
BROWN (*)



RAL 3002
RED (*)



RAL 5023
BLUE (*)



RAL 3014
PINK (*)

(*) 15 lockers minimum

Structure lockers



6577ST
CASHMERE



D143PS30
GREY

follow us



**fit
interiors**

**furniture for gyms,
health and golf clubs,
spa&wellness, hotel,
medical and corporate**

visit www.fitinteriors.com